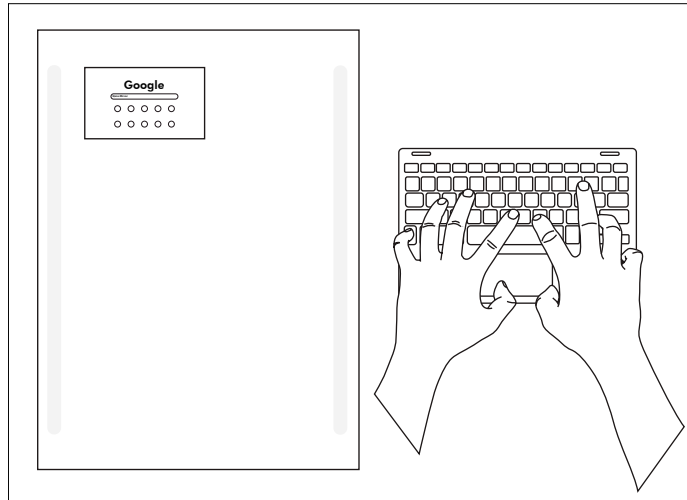


## 1 Turn on the 12.1 inch panel

Press the power button on the 12.1 Inch TV remote to turn on the 12.1 inch panel.



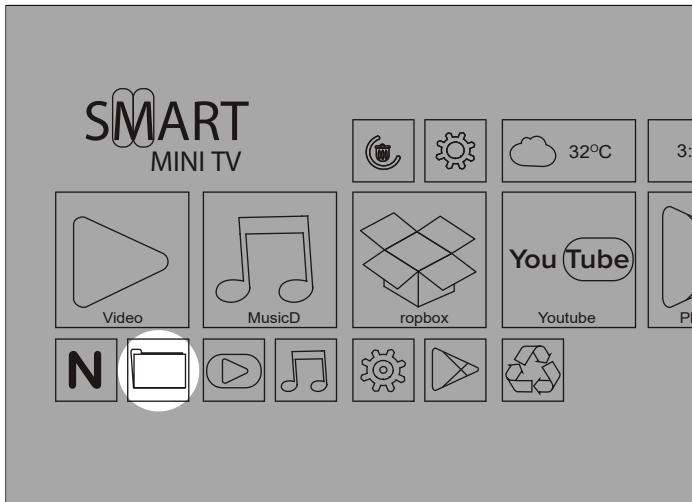
## 2 Go to the MyQaio website

Open the browser and go to <https://www.myqaio.com/faq> and click the download category.




## 3 Download

Download the APK file on the page.



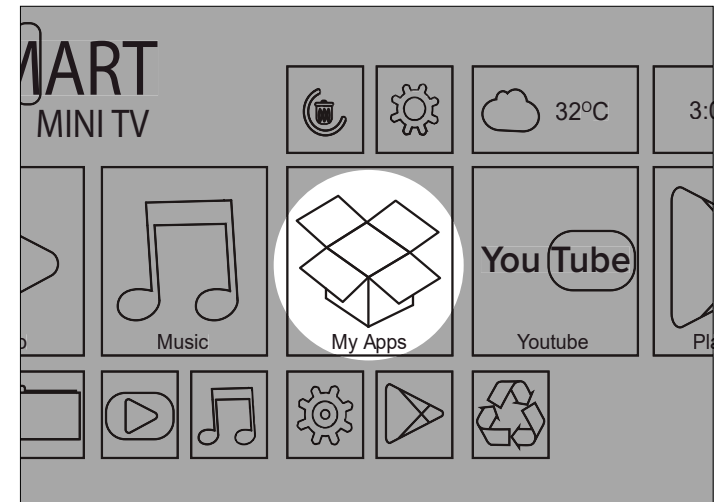
## 4 Go to File Manager

After the download is complete, go back to the main screen by pressing the "ESC" key on the keyboard, then go to "File Manager".



## 5 Install APK

Go to "Local Disk", and then click "Downloads". Find the file "MirrorFeed.apk" and double click it to install.

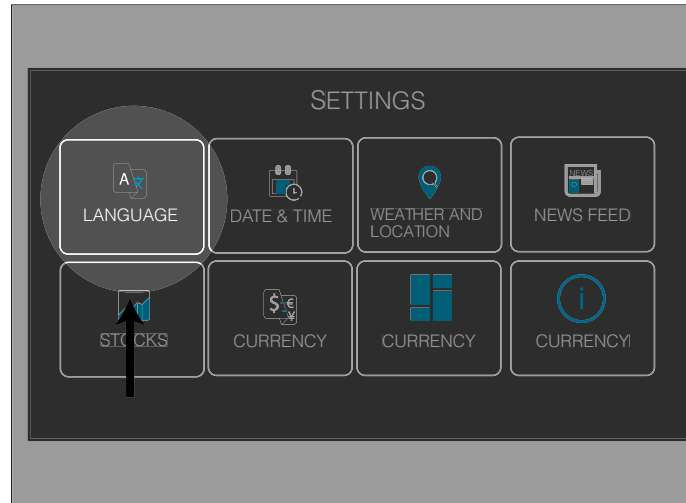


## 6 Launch

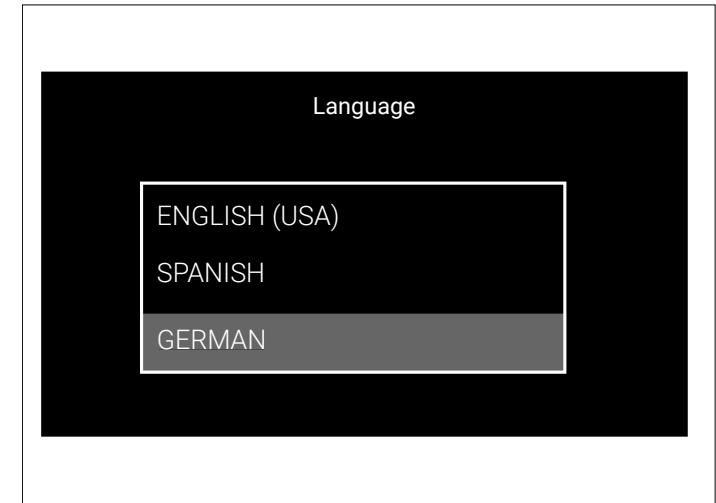
After the installation is complete. Go back to the main screen and launch the app.




- 1 Go to Settings**  
Click the gear icon found on the lower right side of your screen.



- 2 Click Language**  
Click the language icon located at the top left side of the screen.



- 3 Choose your language**  
Choose your desired language.



- 4 Done**  
Your MirrorFeeds app is ready to use.